


# LED T8 TUBE





# LED T8 Glass Tube

## Parameter

DOUBLE-ENDED INPUT

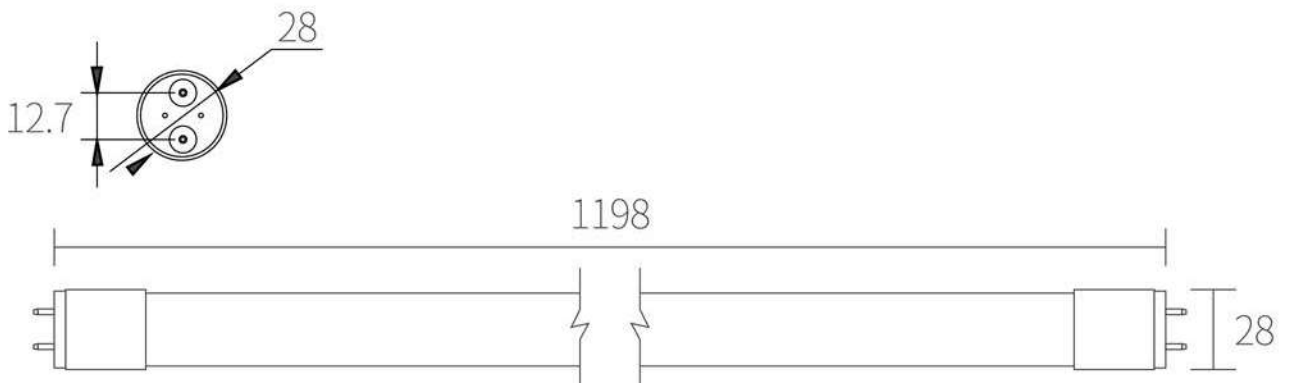


Product	LED T8 TUBE		
Input power	20W	24W	30W
luminous flux(±10%)	>2000±10%	>2400±10%	>3000±10%
LED Qty	80PCS	100PCS	120PCS
Storage temperature	-20℃ to +40℃		
Operating temperature	-20℃ to +40℃		
Operating humidity	10% to 85%		
IP grade	IP20		
Input voltage	180-264V		
Power frequency	50/60Hz		
Power tolerance	±10%		
Power factor	0.5		
Voltage Resistance Test	800V		
Warranty	2 Year		
CCT	6500K/4000K/3000K		
Light beam angle	180°		
CRI	≥80Ra		
Luminous efficiency	100Lm/W		
Lamp specifications	2835		

## Packing info

Body length	1498mm±2mm
Body DIM	φ26mm
Volume	0.051
QTY	30PCS/1carton
G.W	6.6 KG
N.W	5.5KG
Install way	Surface
Lamp cap type	Plastic/Aluminum

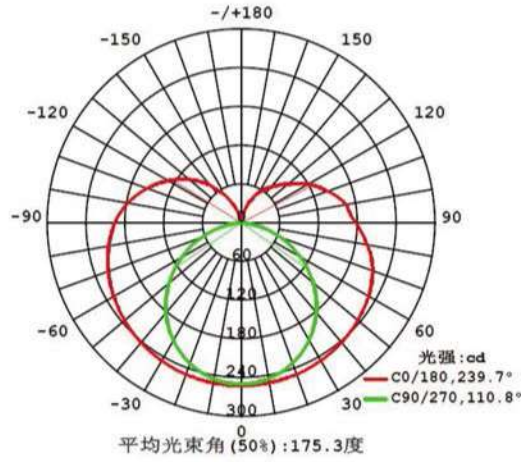
## Product Size





# LED T8 Glass Tube

## Light Distribution Curve



## Applications

